





	Year		Type Position	Mat.					Qty.	
AUDI DIESEL										
Eng. AZV / BKD / BMM Eng. BMN / BUY A3 2.0 TDI / 16V / Quattro A3 2.0 TDI 16V Quattro A3 Sportback 2.0 TDI / 16V A3 Sportback 2.0 TDI 16V Quattro A3 Sportback 2.0 TDI Quattro 1968 ccm 100-125 kW (136-170 PS)	03-04-04-05-06-	81,00 4	PL	CU3	50,858 50,878	53,700 53,712	20,400 -/-	435017-00-4 -25-4 -50-4	4 pairs	1,403
Eng. BLB / BNA / BPW Eng. BRE / BRF / BVA Eng. BVF / BVG A4 2.0 TDI / 16V / Avant / Quattro A4 2.0 TDI Quattro A6 2.0 TDI A6 Avant 2.0 TDI 1968 ccm 89-120 kW (121-163 PS)	04-08 06-08 04-11 05-11		PL	SP	50,858 50,878	53,700 53,712	20,400 -/-		435024-00-4 -25-4 -50-4	4 pairs
		HL 1-5	AL	53,958 53,978	59,000 59,012	18,500 LO1G / L	405021-00-4 -25-4 -50-4	5 pairs		2,501
		AS	AL	59,500	73,200			415001-00-2	2 pairs	1,975
		NWL	CU3	28,939 28,960 25,939 25,960	32,000 32,025 29,000 29,021	25,000 LO1 / L 22,000 LO1 / LO1	*NEW* 465003-00-10		10 pairs	1,513 1,513