
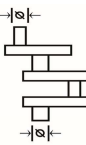
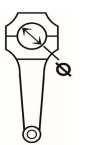



	Year		Type Position	Mat.					Qty.			
SCANIA												
Eng. DS 111 Eng. D 12 Eng. D 112 Eng. DH 12 Eng. DL 12	127,00 6		PL	CU2	86,978 87,000	91,230 91,252	45,200 L/L	*NEW* 433902-00-6 -25-6 -50-6	6 pairs	2,090		
Eng. DSC 12.01 Euro 2 Eng. DSC 12.02 Euro 2 Eng. DSC 12.03 Eng. DSC 12.05 Euro 2 Eng. DSC 12.06					HL 1-7	CU2	107,978 108,000	112,200 112,222	34,400 LO2G/L	*NEW* 403902-00-6 -25-6 -50-6	7 pairs	2,070
Eng. DSI 12 Eng. DC 12.01 Euro 3 (D3) Eng. DC 12.02 Euro 2 Eng. DC 12.03 Euro 3 (D3) Eng. DC 12.06 Euro 3 (D3) Eng. DC 12.09 Eng. DC 12.10 Euro 4 (D4) Eng. DC 12.13 Euro 4 (D4) 11700 ccm 244-496 kW (332-675 PS)					AS	CU2	118,650 119,000	143,700 144,100		*NEW* 413902-00-2	2 pairs	3,430
Eng. DC 12.14 Euro 3 (D3) Eng. DC 12.15 Eng. DC 12.17 Euro 3 (D3) Eng. DC 12.18 Euro 5 Eng. DC 12.22 Eng. DC 12.23 Eng. DC 12.24 Eng. DC 12.26 Eng. DT 12.02 Euro 3 (D3) Eng. DT 12.03 Euro 4 (D4) Eng. DT 12.06 Euro 4 (D4) Eng. DT 12.08 Eng. DT 12.11 Euro 4 (D4) Eng. DT 12.12 Euro 4 (D4) Eng. DT 12.14 Eng. DT 12.17 Euro 4 (D4) Eng. DT 12.18 11716 ccm 250-353 kW (340-480 PS)												